

FASE TERRITORIAL DE LARGA DISTANCIA, 22/12/2012

Datos técnicos: Piscina de 25 m., Cronometraje Electrónico

ANTEQUERA
22/12/2012

RK	Licencia	Nombre	Año	Club	T.R.	Resultado				
1	010840003	ROSALES RODRIGUEZ RICARDO	1997	NAVAL		21:38.58				
50	28.71	1:00.28	1:32.63	2:05.06	2:37.54	3:10.11	3:42.64	4:15.12	4:47.20	5:19.46
550	5:51.67	6:24.31	6:57.00	7:29.61	8:02.23	8:35.14	9:07.64	9:40.12	10:12.81	10:45.68
1050	11:18.48	11:51.03	12:23.68	12:56.13	13:29.06	14:01.98	14:34.73	15:07.86	15:40.50	16:13.41
1550	16:45.97	17:18.78	17:51.43	18:23.94	18:56.79	19:29.75	20:02.43	20:35.25	21:07.79	21:38.58
2	075936831	RODRIGUEZ MESA MARCOS	1997	NATCHUR		22:05.37				
50	29.79	1:00.90	1:33.12	2:05.22	2:37.66	3:09.87	3:42.50	4:15.16	4:47.70	5:20.35
550	5:53.12	6:25.87	6:59.12	7:32.38	8:05.85	8:39.26	9:13.07	9:46.82	10:20.66	10:54.79
1050	11:28.68	12:02.20	12:36.80	13:10.27	13:43.74	14:17.55	14:51.68	15:24.93	15:58.41	16:31.61
1550	17:04.76	17:37.97	18:11.65	18:45.12	19:18.54	19:51.88	20:25.61	20:58.97	21:32.91	22:05.37
3	076880726	MARTINEZ GARCIA RAUL	1997	RCMEDIT		22:42.96				
50	30.10	1:02.61	1:35.57	2:08.68	2:41.69	3:15.21	3:48.67	4:22.28	4:55.95	5:29.56
550	6:03.48	6:37.03	7:10.86	7:44.94	8:19.49	8:53.87	9:27.85	10:02.52	10:37.34	11:11.95
1050	11:46.72	12:21.19	12:55.80	13:30.57	14:05.32	14:39.60	15:14.21	15:48.88	16:23.41	16:58.49
1550	17:33.57	18:07.71	18:42.21	19:17.07	19:51.79	20:26.73	21:01.13	21:35.76	22:10.02	22:42.96
4	029514668	BRENES MOLINA CARLOS JAVIER	1997	C.N. MAIRENA		22:54.76				
50	30.45	1:03.70	1:37.20	2:11.29	2:45.48	3:19.73	3:53.83	4:28.08	5:02.57	5:36.94
550	6:11.19	6:45.11	7:19.47	7:53.98	8:28.32	9:02.93	9:37.78	10:12.73	10:47.53	11:21.78
1050	11:56.64	12:31.30	13:05.67	13:40.47	14:15.55	14:50.43	15:25.40	16:00.10	16:34.44	17:08.58
1550	17:43.02	18:17.90	18:52.87	19:27.83	20:03.16	20:38.11	21:12.73	21:46.93	22:21.35	22:54.76
5	045809290	ALFARO TIRAVIT RAFAEL	1997	C.N. MAIRENA		23:50.25				
50	31.74	1:05.80	1:40.44	2:15.24	2:50.31	3:24.98	4:00.02	4:35.31	5:11.09	5:46.30
550	6:21.63	6:57.46	7:32.43	8:08.20	8:44.50	9:20.70	9:56.37	10:32.58	11:08.67	11:45.00
1050	12:20.15	12:56.17	13:31.18	14:06.44	14:42.77	15:19.27	15:55.84	16:32.42	17:09.19	17:45.91
1550	18:22.68	18:59.32	19:36.01	20:12.82	20:49.52	21:26.23	22:02.89	22:39.50	23:15.61	23:50.25

 RT: RETIRADO DES: DESCALIFICADO
 NP: NO PRESENTADO BAJ: BAJA


FASE TERRITORIAL DE LARGA DISTANCIA, 22/12/2012
ANTEQUERA

Datos técnicos: Piscina de 25 m., Cronometraje Electrónico

22/12/2012

RK	Licencia	Nombre	Año	Club	T.R.	Resultado				
6	045996241	SANCHEZ JAENES DANIEL	1997	C.N. MAIRENA		23:57.10				
50	32.04 32.04	100 1:06.92 34.88	150 1:43.08 36.16	200 2:18.88 35.80	250 2:55.01 36.13	300 3:31.41 36.40	350 4:07.56 36.15	400 4:43.43 35.87	450 5:20.21 36.78	500 5:56.49 36.28
550	6:32.81 36.32	600 7:08.66 35.85	650 7:44.95 36.29	700 8:21.03 36.08	750 8:56.98 35.95	800 9:33.52 36.54	850 10:10.49 36.97	900 10:46.67 36.18	950 11:23.07 36.40	1000 11:59.29 36.22
1050	12:35.03 35.74	1100 13:10.99 35.96	1150 13:47.15 36.16	1200 14:23.71 36.56	1250 15:00.02 36.31	1300 15:36.36 36.34	1350 16:12.29 35.93	1400 16:48.27 35.98	1450 17:24.26 35.99	1500 18:00.27 36.01
1550	18:36.64 36.37	1600 19:12.97 36.33	1650 19:49.34 36.37	1700 20:23.53 34.19	1750 20:59.54 36.01	1800 21:34.99 35.45	1850 22:10.79 35.80	1900 22:46.88 36.09	1950 23:22.95 36.07	2000 23:57.10 34.15
7	075575644	VENEGAS ALONSO PLACIDO ANTONIO	1997	NATCHUR		23:59.75				
50	30.60 30.60	100 1:03.72 33.12	150 1:37.82 34.10	200 2:12.14 34.32	250 2:46.44 34.30	300 3:21.40 34.96	350 3:56.33 34.93	400 4:31.65 35.32	450 5:07.12 35.47	500 5:42.70 35.58
550	6:18.67 35.97	600 6:54.39 35.72	650 7:30.57 36.18	700 8:07.04 36.47	750 8:43.41 36.37	800 9:19.85 36.44	850 9:56.13 36.28	900 10:32.54 36.41	950 11:08.84 36.30	1000 11:45.19 36.35
1050	12:21.26 36.07	1100 12:57.75 36.49	1150 13:34.61 36.86	1200 14:11.60 36.99	1250 14:48.30 36.70	1300 15:24.97 36.67	1350 16:01.93 36.96	1400 16:38.86 36.93	1450 17:15.55 36.69	1500 17:52.75 37.20
1550	18:29.66 36.91	1600 19:06.51 36.85	1650 19:43.52 37.01	1700 20:20.65 37.13	1750 20:57.94 37.29	1800 21:34.74 36.80	1850 22:11.21 36.47	1900 22:47.64 36.43	1950 23:23.96 36.32	2000 23:59.75 35.79
8	045995868	NAVARRO DIEZ JOSE MANUEL	1997	C.N. MAIRENA		24:01.55				
50	30.94 30.94	100 1:05.17 34.23	150 1:39.63 34.46	200 2:14.94 35.31	250 2:50.36 35.42	300 3:26.25 35.89	350 4:02.53 36.28	400 4:38.65 36.12	450 5:15.54 36.89	500 5:51.98 36.44
550	6:28.51 36.53	600 7:04.87 36.36	650 7:41.22 36.35	700 8:18.27 37.05	750 8:55.92 37.65	800 9:32.94 37.02	850 10:09.83 36.89	900 10:46.18 36.35	950 11:22.66 36.48	1000 11:58.69 36.03
1050	12:34.85 36.16	1100 13:10.52 35.67	1150 13:46.66 36.14	1200 14:22.97 36.31	1250 14:59.65 36.68	1300 15:36.22 36.57	1350 16:11.26 35.04	1400 16:47.75 36.49	1450 17:23.45 35.70	1500 17:59.04 35.59
1550	18:35.97 36.93	1600 19:12.90 36.93	1650 19:48.96 36.06	1700 20:24.65 35.69	1750 21:00.97 36.32	1800 21:37.97 37.00	1850 22:15.78 37.81	1900 22:50.20 34.42	1950 23:25.66 35.46	2000 24:01.55 35.89
9	077390345	GALÁN DELGADO LUCAS	1997	NATCHUR		24:35.10				
50	31.83 31.83	100 1:06.71 34.88	150 1:41.96 35.25	200 2:17.75 35.79	250 2:53.67 35.92	300 3:29.67 36.00	350 4:05.81 36.14	400 4:42.12 36.31	450 5:18.47 36.35	500 5:55.07 36.60
550	6:31.90 36.83	600 7:08.39 36.49	650 7:45.32 36.93	700 8:22.35 37.03	750 8:59.13 36.78	800 9:35.78 36.65	850 10:12.94 37.16	900 10:49.75 36.81	950 11:26.50 36.75	1000 12:03.40 36.90
1050	12:40.17 36.77	1100 13:17.14 36.97	1150 13:54.01 36.87	1200 14:30.86 36.85	1250 15:07.59 36.73	1300 15:44.84 37.25	1350 16:22.05 37.21	1400 16:59.14 37.09	1450 17:36.57 37.43	1500 18:14.53 37.96
1550	18:52.57 38.04	1600 19:30.72 38.15	1650 20:09.35 38.63	1700 20:47.23 37.88	1750 21:25.84 38.61	1800 22:04.07 38.23	1850 22:41.77 37.70	1900 23:19.34 37.57	1950 23:57.65 38.31	2000 24:35.10 37.45
10	077191346	MARINA MIRANDA JAVIER	1998	CCALDER		24:49.60				
50	34.42 34.42	100 1:11.64 37.22	150 1:49.42 37.78	200 2:26.95 37.53	250 3:04.58 37.63	300 3:41.76 37.18	350 4:18.80 37.04	400 4:55.68 36.88	450 5:32.83 37.15	500 6:09.66 36.83
550	6:46.71 37.05	600 7:23.50 36.79	650 8:00.93 37.43	700 8:38.06 37.13	750 9:14.97 36.91	800 9:51.80 36.83	850 10:29.07 37.27	900 11:06.24 37.17	950 11:43.06 36.82	1000 12:20.08 37.02
1050	12:57.13 37.05	1100 13:33.85 36.72	1150 14:10.27 36.42	1200 14:47.15 36.88	1250 15:24.34 37.19	1300 16:00.52 36.18	1350 16:37.22 36.70	1400 17:13.48 36.26	1450 17:50.00 36.52	1500 18:26.63 36.63
1550	19:02.19 35.56	1600 19:39.38 37.19	1650 20:15.68 36.30	1700 20:52.79 37.11	1750 21:31.99 39.20	1800 22:12.40 40.41	1850 22:53.18 40.78	1900 23:33.32 40.14	1950 24:12.79 39.47	2000 24:49.60 36.81

 RT: RETIRADO DES: DESCALIFICADO
 NP: NO PRESENTADO BAJ: BAJA


FASE TERRITORIAL DE LARGA DISTANCIA, 22/12/2012
ANTEQUERA

Datos técnicos: Piscina de 25 m., Cronometraje Electrónico

22/12/2012

RK	Licencia	Nombre	Año	Club	T.R.	Resultado				
11	075573299	GOMEZ CASTILLA RUBEN	1997	NATCHUR		24:50.64				
50	33.20 33.20	100 1:08.38 35.18	150 1:45.13 36.75	200 2:22.02 36.89	250 2:59.14 37.12	300 3:36.31 37.17	350 4:13.82 37.51	400 4:50.25 36.43	450 5:26.74 36.49	500 6:03.54 36.80
550	6:40.27 36.73	600 7:17.33 37.06	650 7:54.04 36.71	700 8:31.16 37.12	750 9:07.90 36.74	800 9:44.48 36.58	850 10:21.55 37.07	900 10:59.18 37.63	950 11:35.99 36.81	1000 12:12.82 36.83
1050	12:50.44 37.62	1100 13:27.82 37.38	1150 14:05.13 37.31	1200 14:42.42 37.29	1250 15:20.10 37.68	1300 15:57.39 37.29	1350 16:35.20 37.81	1400 17:12.90 37.70	1450 17:50.31 37.41	1500 18:28.39 38.08
1550	19:06.19 37.80	1600 19:43.55 37.36	1650 20:21.96 38.41	1700 21:00.59 38.63	1750 21:39.08 38.49	1800 22:18.38 39.30	1850 22:56.88 38.50	1900 23:35.22 38.34	1950 24:12.84 37.62	2000 24:50.64 37.80
12	077140888	MEDINA PEÑALVER DAVID	1997	NATCHUR		25:31.10				
50	32.98 32.98	100 1:08.82 35.84	150 1:45.25 36.43	200 2:22.32 37.07	250 2:59.49 37.17	300 3:36.91 37.42	350 4:14.37 37.46	400 4:51.47 37.10	450 5:28.73 37.26	500 6:06.45 37.72
550	6:44.10 37.65	600 7:22.02 37.92	650 8:00.01 37.99	700 8:38.27 38.26	750 9:16.84 38.57	800 9:55.39 38.55	850 10:34.36 38.97	900 11:13.48 39.12	950 11:52.48 39.00	1000 12:32.44 39.96
1050	13:11.15 38.71	1100 13:50.64 39.49	1150 14:30.15 39.51	1200 15:09.61 39.46	1250 15:48.72 39.11	1300 16:27.95 39.23	1350 17:07.11 39.16	1400 17:46.28 39.17	1450 18:25.63 39.35	1500 19:05.06 39.43
1550	19:44.28 39.22	1600 20:23.73 39.45	1650 4:03.30 0.00	1700 21:42.62 17:39.	1750 22:21.84 39.22	1800 23:01.13 39.29	1850 23:40.62 39.49	1900 24:18.40 37.78	1950 24:55.93 37.53	2000 25:31.10 35.17
13	077671292	BADIA CHINARRO JESUS	1998	CCALDER		25:32.67				
50	34.63 34.63	100 1:11.52 36.89	150 1:48.94 37.42	200 2:26.27 37.33	250 3:03.73 37.46	300 3:41.58 37.85	350 4:19.20 37.62	400 4:56.95 37.75	450 5:34.82 37.87	500 6:12.82 38.00
550	6:50.82 38.00	600 7:28.84 38.02	650 8:07.10 38.26	700 8:45.10 38.00	750 9:23.50 38.40	800 10:01.74 38.24	850 10:40.25 38.51	900 11:18.90 38.65	950 11:57.18 38.28	1000 12:35.74 38.56
1050	13:13.93 38.19	1100 13:52.35 38.42	1150 14:30.74 38.39	1200 15:08.47 37.73	1250 15:46.90 38.43	1300 16:25.32 38.42	1350 17:03.59 38.27	1400 17:41.86 38.27	1450 18:20.06 38.20	1500 18:58.00 37.94
1550	19:37.22 39.22	1600 20:16.78 39.56	1650 20:56.56 39.78	1700 21:36.72 40.16	1750 22:17.19 40.47	1800 22:57.04 39.85	1850 23:36.68 39.64	1900 24:15.78 39.10	1950 24:54.20 38.42	2000 25:32.67 38.47
	076667959	RUIZ IAÑEZ ALEJANDRO	1998	NATCHUR		BAJ				

 RT: RETIRADO
 NP: NO PRESENTADO

 DES: DESCALIFICADO
 BAJ: BAJA

MSLSW.RESULTADOS_PRUEBA.1-20 Información correcta a 17:37:41 22/12/2012

3 / 3

SPORTEC Sistemas de Información, MSL Software - www.msl.es



FASE TERRITORIAL DE LARGA DISTANCIA, 22/12/2012
ANTEQUERA

Datos técnicos: Piscina de 25 m., Cronometraje Electrónico

22/12/2012

RK	Licencia	Nombre	Año	Club	T.R.	Resultado				
1	077180920	DE LA TORRE GUIL MARINA	1997	RCMEDIT		24:23.44				
50	31.55	1:06.09	1:41.53	2:17.11	2:52.64	3:28.50	4:04.68	4:40.37	5:17.13	5:53.31
550	6:29.11	7:05.77	7:42.09	8:18.35	8:54.58	9:31.31	10:08.34	10:45.24	11:21.82	11:58.25
1050	12:34.28	13:11.10	13:48.13	14:25.15	15:02.41	15:39.82	16:17.30	16:54.95	17:32.08	18:09.94
1550	18:46.70	19:23.57	20:00.66	20:32.05	21:15.12	21:53.07	22:31.34	23:09.30	23:46.79	24:23.44
2	053772005	ARCE TINEO LUCIANA	1997	C.N. MAIRENA		24:32.63				
50	32.15	1:07.15	1:43.24	2:19.30	2:55.43	3:31.99	4:08.25	4:44.53	5:20.56	5:57.18
550	6:33.91	7:10.48	7:47.11	8:23.20	8:59.97	9:36.54	10:13.55	10:50.33	11:27.19	12:04.27
1050	12:41.29	13:18.18	13:55.34	14:33.26	15:10.48	15:48.54	16:26.28	17:03.98	17:41.53	18:19.45
1550	18:57.22	19:35.45	20:13.22	20:50.79	21:28.62	22:06.25	22:43.54	23:21.51	23:57.51	24:32.63
3	030698012	MARIN GAYTE ISABEL	1998	C.N. MAIRENA		24:34.24				
50	32.63	1:08.64	1:44.91	2:21.30	2:57.91	3:34.13	4:10.67	4:47.00	5:23.56	6:00.01
550	6:36.49	7:12.91	7:49.89	8:26.87	9:03.87	9:41.19	10:18.18	10:55.22	11:31.92	12:08.65
1050	12:45.80	13:23.14	14:00.08	14:37.45	15:14.81	15:52.29	16:29.70	17:07.29	17:44.46	18:22.23
1550	18:59.83	19:37.54	20:15.20	20:53.02	21:30.38	22:07.76	22:45.27	23:22.76	23:59.73	24:34.24
4	053346700	CABRERA NAVARRO PAULA	1997	C.N. MAIRENA		25:02.87				
50	33.32	1:09.62	1:46.62	2:24.11	3:01.52	3:38.35	4:15.87	4:53.03	5:30.26	6:07.79
550	6:45.36	7:22.99	8:00.56	8:38.32	9:15.44	9:52.96	10:30.30	11:07.72	11:45.19	12:23.13
1050	13:00.97	13:38.81	14:16.90	14:55.23	15:33.97	16:12.27	16:50.45	17:28.48	18:06.75	18:44.92
1550	19:22.89	20:01.11	20:38.49	21:16.51	21:54.17	22:31.95	23:10.04	23:48.00	24:25.64	25:02.87
5	076591127	MORALES GONZALEZ MARIA BELEN	1998	NATCHUR		25:23.11				
50	33.81	1:10.01	1:47.27	2:24.96	3:02.99	3:40.48	4:18.34	4:56.72	5:33.74	6:11.70
550	6:49.29	7:26.88	8:04.37	8:41.99	9:18.85	9:56.37	10:33.92	11:12.35	11:50.81	12:29.11
1050	13:07.31	13:46.02	14:24.74	15:03.82	15:41.66	16:20.90	17:00.18	17:39.22	18:18.40	18:58.07
1550	19:37.55	20:16.29	20:54.49	21:33.27	22:11.63	22:50.31	23:29.32	24:08.26	24:45.84	25:23.11

 RT: RETIRADO DES: DESCALIFICADO
 NP: NO PRESENTADO BAJ: BAJA


FASE TERRITORIAL DE LARGA DISTANCIA, 22/12/2012
ANTEQUERA

Datos técnicos: Piscina de 25 m., Cronometraje Electrónico

22/12/2012

RK	Licencia	Nombre	Año	Club	T.R.	Resultado				
6	047348350	LOPEZ BELTRAN DELIA	1997	C.N. MAIRENA		25:47.91				
50	34.42 34.42	100 1:12.22 37.80	150 1:50.23 38.01	200 2:28.19 37.96	250 3:05.88 37.69	300 3:44.14 38.26	350 4:22.20 38.06	400 5:00.41 38.21	450 5:38.37 37.96	500 6:16.59 38.22
550	6:54.95 38.36	600 7:33.23 38.28	650 8:11.63 38.40	700 8:49.98 38.35	750 9:28.83 38.85	800 10:07.75 38.92	850 10:46.35 38.60	900 11:25.08 38.73	950 12:03.62 38.54	1000 12:42.45 38.83
1050	13:21.82 39.37	1100 14:01.14 39.32	1150 14:40.36 39.22	1200 15:19.50 39.14	1250 15:58.92 39.42	1300 16:38.10 39.18	1350 17:17.75 39.65	1400 17:57.20 39.45	1450 18:36.80 39.60	1500 19:16.28 39.48
1550	19:55.85 39.57	1600 20:35.58 39.73	1650 21:15.40 39.82	1700 21:55.48 40.08	1750 22:34.41 38.93	1800 23:12.97 38.56	1850 23:52.31 39.34	1900 24:31.61 39.30	1950 25:10.19 38.58	2000 25:47.91 37.72
7	025738751	ALVAREZ BLANCH CARMEN	1997	RCMEDIT		26:11.12				
50	35.07 35.07	100 1:11.99 36.92	150 1:49.65 37.66	200 2:27.00 37.35	250 3:04.42 37.42	300 3:42.04 37.62	350 4:19.92 37.88	400 4:58.21 38.29	450 5:36.81 38.60	500 6:15.77 38.96
550	6:55.04 39.27	600 7:34.71 39.67	650 8:13.79 39.08	700 8:52.60 38.81	750 9:32.37 39.77	800 10:12.08 39.71	850 10:51.62 39.54	900 11:31.29 39.67	950 12:10.87 39.58	1000 12:50.48 39.61
1050	13:30.09 39.61	1100 14:09.43 39.34	1150 14:49.19 39.76	1200 15:28.77 39.58	1250 16:08.81 40.04	1300 16:48.73 39.92	1350 17:29.01 40.28	1400 18:09.56 40.55	1450 18:49.49 39.93	1500 19:29.69 40.20
1550	20:10.21 40.52	1600 20:50.45 40.24	1650 21:31.24 40.79	1700 22:11.20 39.96	1750 22:51.23 40.03	1800 23:31.80 40.57	1850 24:11.90 40.10	1900 24:51.87 39.97	1950 25:31.95 40.08	2000 26:11.12 39.17
8	020094125	DE LA ORDEN PLAZA LAURA	1997	C.N. ALCALA		26:41.71				
50	33.89 33.89	100 1:11.74 37.85	150 1:50.16 38.42	200 2:28.67 38.51	250 3:07.46 38.79	300 3:46.28 38.82	350 4:25.43 39.15	400 5:04.44 39.01	450 5:44.07 39.63	500 6:23.81 39.74
550	7:03.35 39.54	600 7:43.67 40.32	650 8:23.28 39.61	700 9:03.38 40.10	750 9:43.85 40.47	800 10:24.80 40.95	850 11:04.97 40.17	900 11:45.60 40.63	950 12:26.97 41.37	1000 13:07.95 40.98
1050	13:48.30 40.35	1100 14:28.31 40.01	1150 15:08.65 40.34	1200 15:48.95 40.30	1250 16:29.41 40.46	1300 17:10.00 40.59	1350 17:49.62 39.62	1400 18:30.28 40.66	1450 19:10.67 40.39	1500 19:51.84 41.17
1550	20:33.18 41.34	1600 21:14.83 41.65	1650 21:56.29 41.46	1700 22:38.57 42.28	1750 23:19.97 41.40	1800 24:01.60 41.63	1850 24:42.68 41.08	1900 25:23.41 40.73	1950 26:03.41 40.00	2000 26:41.71 38.30
9	077851049	SEGURA JOSE ANA	1998	C.N. MAIRENA		26:53.76				
50	34.93 34.93	100 1:13.86 38.93	150 1:53.41 39.55	200 2:32.45 39.04	250 3:11.54 39.09	300 3:50.62 39.08	350 4:30.36 39.74	400 5:10.07 39.71	450 5:49.50 39.43	500 6:29.66 40.16
550	7:09.54 39.88	600 7:49.36 39.82	650 8:29.69 40.33	700 9:10.10 40.41	750 9:50.38 40.28	800 10:30.65 40.27	850 11:10.52 39.87	900 11:51.33 40.81	950 12:32.08 40.75	1000 13:13.50 41.42
1050	13:54.65 41.15	1100 14:36.05 41.40	1150 15:16.15 40.10	1200 15:57.35 41.20	1250 16:39.21 41.86	1300 17:19.95 40.74	1350 18:00.68 40.73	1400 18:41.88 41.20	1450 19:22.71 40.83	1500 20:03.78 41.07
1550	20:45.07 41.29	1600 21:26.60 41.53	1650 22:07.88 41.28	1700 22:48.95 41.07	1750 23:30.78 41.83	1800 24:11.45 40.67	1850 24:52.54 41.09	1900 25:33.98 41.44	1950 26:13.93 39.95	2000 26:53.76 39.83

 RT: RETIRADO DES: DESCALIFICADO
 NP: NO PRESENTADO BAJ: BAJA



FASE TERRITORIAL DE LARGA DISTANCIA, 22/12/2012
ANTEQUERA

Datos técnicos: Piscina de 25 m., Cronometraje Electrónico


22/12/2012

RK	Licencia	Nombre	Año	Club	T.R.	Resultado				
1	026261165	SNELSON KILBRIDE THOMAS	1990	RCMEDIT		32:05.13				
50	29.33	1:00.17	1:31.32	2:02.57	2:33.91	3:05.45	3:37.02	4:08.62	4:40.25	5:12.00
550	5:43.71	6:15.43	6:47.23	7:19.14	7:51.00	8:22.77	8:54.56	9:26.61	9:58.60	10:30.70
1050	11:02.71	11:34.84	12:06.98	12:38.97	13:11.07	13:43.27	14:15.38	14:47.48	15:19.76	15:52.00
1550	16:24.20	16:56.33	17:28.55	18:00.75	18:32.88	19:05.15	19:37.84	20:10.33	20:42.77	21:15.16
2050	21:47.56	22:20.09	22:52.52	23:24.99	23:57.45	24:29.93	25:02.83	25:35.30	26:07.68	26:40.19
2550	27:12.61	27:45.22	28:17.71	28:50.46	29:22.87	29:55.57	30:28.29	31:00.94	31:33.64	32:05.13
2	030258471	CONTRERAS GONZALEZ ANTONIO	1996	NAUTSEV		33:16.38				
50	30.50	1:03.11	1:36.45	2:09.72	2:42.87	3:15.64	3:48.93	4:21.89	4:54.76	5:27.96
550	6:00.94	6:33.98	7:06.61	7:39.71	8:13.02	8:46.19	9:19.26	9:52.36	10:25.75	10:58.78
1050	11:31.04	12:03.83	12:36.46	13:09.19	13:41.98	14:14.85	14:47.67	15:20.63	15:53.48	16:26.83
1550	16:59.70	17:33.31	18:06.76	18:40.11	19:13.73	19:47.04	20:20.67	20:54.51	21:28.38	22:02.02
2050	22:35.47	23:09.03	23:42.56	24:16.69	24:50.20	25:24.13	25:57.83	26:31.51	27:05.42	27:39.32
2550	28:13.11	28:46.78	29:20.82	29:55.05	30:29.22	31:03.03	31:37.27	32:11.24	32:44.27	33:16.38
3	015412876	DONOSO RUBIO LEONARDO	1995	C.N. ALCALA		33:42.20				
50	29.61	1:01.13	1:33.15	2:05.59	2:38.62	3:11.52	3:44.42	4:17.53	4:50.59	5:23.81
550	5:56.96	6:30.34	7:03.51	7:36.85	8:09.98	8:43.40	9:16.82	9:50.25	10:23.59	10:56.91
1050	11:30.55	12:03.91	12:37.34	13:10.71	13:43.95	14:17.37	14:51.34	15:25.10	15:58.81	16:32.94
1550	17:06.67	17:40.45	18:13.99	18:47.90	19:21.69	19:55.03	20:30.06	21:04.25	21:38.21	22:12.46
2050	22:46.40	23:20.63	23:55.43	24:29.50	25:03.88	25:38.53	26:13.00	26:47.32	27:21.90	27:56.53
2550	28:31.02	29:05.55	29:40.05	30:14.92	30:49.76	31:24.56	31:59.12	32:33.90	33:08.42	33:42.20

 RT: RETIRADO DES: DESCALIFICADO
 NP: NO PRESENTADO BAJ: BAJA

 SW.RESULTADOS_PRUEBA.3-30 Información correcta a 17:39:16 22/12/2012

1 / 4

 Sistemas de Información, MSL Software - www.msl.es


FASE TERRITORIAL DE LARGA DISTANCIA, 22/12/2012
ANTEQUERA

Datos técnicos: Piscina de 25 m., Cronometraje Electrónico

22/12/2012

RK	Licencia	Nombre	Año	Club	T.R.	Resultado				
4	076629687	DOMENECH AZPITARTE ADRIAN	1995	UNIVGRA		33:45.05				
50	29.66 29.66	100 1:02.11 32.45	150 1:34.91 32.80	200 2:07.54 32.63	250 2:40.71 33.17	300 3:13.57 32.86	350 3:46.56 32.99	400 4:19.64 33.08	450 4:53.05 33.41	500 5:26.13 33.08
550	5:59.17 33.04	600 6:32.22 33.05	650 7:05.45 33.23	700 7:38.67 33.22	750 8:12.42 33.75	800 8:45.94 33.52	850 9:19.58 33.64	900 9:52.69 33.11	950 10:26.15 33.46	1000 10:59.58 33.43
1050	11:32.90 33.32	1100 12:06.24 33.34	1150 12:39.87 33.63	1200 13:13.83 33.96	1250 13:47.43 33.60	1300 14:21.10 33.67	1350 14:55.00 33.90	1400 15:29.08 34.08	1450 16:02.80 33.72	1500 16:36.96 34.16
1550	17:10.75 33.79	1600 17:44.78 34.03	1650 18:18.58 33.80	1700 18:53.07 34.49	1750 19:26.98 33.91	1800 20:00.85 33.87	1850 20:35.26 34.41	1900 21:09.60 34.34	1950 21:44.12 34.52	2000 22:18.31 34.19
2050	22:52.41 34.10	2100 23:27.06 34.65	2150 24:01.65 34.59	2200 24:35.78 34.13	2250 25:09.89 34.11	2300 25:43.87 33.98	2350 26:18.07 34.20	2400 26:52.14 34.07	2450 27:26.55 34.41	2500 28:00.93 34.38
2550	28:35.16 34.23	2600 29:09.61 34.45	2650 29:44.55 34.54	2700 30:18.81 34.26	2750 30:53.28 34.47	2800 31:27.85 34.57	2850 32:02.33 34.48	2900 32:37.05 34.72	2950 33:11.39 34.34	3000 33:45.05 33.66
5	077183032	RICO CABRERA JAVIER	1995	RCMEDIT		34:02.73				
50	30.57 30.57	100 1:03.16 32.59	150 1:35.86 32.70	200 2:08.87 33.01	250 2:41.85 32.98	300 3:15.15 33.30	350 3:48.62 33.47	400 4:21.93 33.31	450 4:55.45 33.52	500 5:28.60 33.15
550	6:02.28 33.68	600 6:35.93 33.65	650 7:09.69 33.76	700 7:43.46 33.77	750 8:17.57 34.11	800 8:51.41 33.84	850 9:25.28 33.87	900 9:59.49 34.21	950 10:33.72 34.23	1000 11:07.95 34.23
1050	11:42.02 34.07	1100 12:16.13 34.11	1150 12:50.50 34.37	1200 13:24.76 34.26	1250 13:59.05 34.29	1300 14:33.57 34.52	1350 15:08.19 34.62	1400 15:42.42 34.23	1450 16:17.08 34.66	1500 16:51.59 34.51
1550	17:25.75 34.16	1600 17:59.93 34.18	1650 18:34.48 34.55	1700 19:09.39 34.91	1750 19:43.41 34.02	1800 20:17.81 34.40	1850 20:52.27 34.46	1900 21:26.89 34.62	1950 22:01.44 34.55	2000 22:35.99 34.55
2050	23:10.72 34.73	2100 23:45.04 34.32	2150 24:19.23 34.19	2200 24:53.49 34.26	2250 25:28.26 34.77	2300 26:02.89 34.63	2350 26:37.55 34.66	2400 27:12.31 34.76	2450 27:46.91 34.60	2500 28:21.24 34.33
2550	28:55.72 34.48	2600 29:30.30 34.58	2650 30:04.19 33.89	2700 30:39.07 34.88	2750 31:13.29 34.22	2800 31:47.86 34.57	2850 32:21.93 34.07	2900 32:56.14 34.21	2950 33:30.17 34.03	3000 34:02.73 32.56
6	075577953	ESQUITINO GARRIDO ALBERTO	1995	NATCHUR		34:22.92				
50	30.45 30.45	100 1:02.77 32.32	150 1:35.30 32.53	200 2:08.23 32.93	250 2:41.62 33.39	300 3:14.95 33.33	350 3:48.36 33.41	400 4:21.96 33.60	450 4:55.49 33.53	500 5:29.16 33.67
550	6:02.83 33.67	600 6:36.85 34.02	650 7:10.87 34.02	700 7:45.16 34.29	750 8:19.40 34.24	800 8:53.70 34.30	850 9:28.06 34.36	900 10:02.39 34.33	950 10:37.08 34.69	1000 11:11.46 34.38
1050	11:46.13 34.67	1100 12:20.70 34.57	1150 12:55.47 34.77	1200 13:30.35 34.88	1250 14:05.24 34.89	1300 14:39.86 34.62	1350 15:14.55 34.69	1400 15:49.30 34.75	1450 16:23.97 34.67	1500 16:58.77 34.80
1550	17:33.69 34.92	1600 18:08.21 34.52	1650 18:42.92 34.71	1700 19:17.82 34.90	1750 19:52.68 34.86	1800 20:27.39 34.71	1850 21:02.24 34.85	1900 21:37.12 34.88	1950 22:12.12 35.00	2000 22:47.02 34.90
2050	23:21.89 34.87	2100 23:56.81 34.92	2150 24:31.76 34.95	2200 25:06.89 35.13	2250 25:41.94 35.05	2300 26:16.66 34.72	2350 26:51.48 34.82	2400 27:26.45 34.97	2450 28:01.56 35.11	2500 28:36.86 35.30
2550	29:11.89 35.03	2600 29:46.68 34.79	2650 30:21.55 34.87	2700 30:56.17 34.62	2750 31:30.78 34.61	2800 32:05.86 35.08	2850 32:40.39 34.53	2900 33:15.05 34.66	2950 33:49.13 34.08	3000 34:22.92 33.79

 RT: RETIRADO DES: DESCALIFICADO
 NP: NO PRESENTADO BAJ: BAJA



FASE TERRITORIAL DE LARGA DISTANCIA, 22/12/2012
ANTEQUERA

Datos técnicos: Piscina de 25 m., Cronometraje Electrónico


22/12/2012

RK	Licencia	Nombre	Año	Club	T.R.	Resultado				
7	077846212	BAUTISTA BORRAS MIGUEL	1994	C.N. MAIRENA		34:27.78				
50	29.53	100 1:02.21	150 1:35.68	200 2:09.32	250 2:43.00	300 3:16.76	350 3:50.40	400 4:24.22	450 4:58.50	500 5:32.43
	29.53	32.68	33.47	33.64	33.68	33.76	33.64	33.82	34.28	33.93
550	6:06.57	600 6:40.44	650 7:15.22	700 7:49.60	750 8:24.00	800 8:58.41	850 9:33.35	900 10:07.68	950 10:42.57	1000 11:17.59
	34.14	33.87	34.78	34.38	34.40	34.41	34.94	34.33	34.89	35.02
1050	11:51.73	1100 12:26.33	1150 13:01.55	1200 13:35.98	1250 14:11.00	1300 14:45.84	1350 15:20.75	1400 15:54.93	1450 16:29.87	1500 17:04.96
	34.14	34.60	35.22	34.43	35.02	34.84	34.91	34.18	34.94	35.09
1550	17:39.75	1600 18:14.18	1650 18:48.81	1700 19:23.55	1750 19:58.17	1800 20:33.15	1850 21:08.11	1900 21:43.32	1950 22:18.15	2000 22:53.24
	34.79	34.43	34.63	34.74	34.62	34.98	34.96	35.21	34.83	35.09
2050	23:28.15	2100 24:03.10	2150 24:38.33	2200 25:13.83	2250 25:49.18	2300 26:24.29	2350 26:59.65	2400 27:34.88	2450 28:09.84	2500 28:44.86
	34.91	34.95	35.23	35.50	35.35	35.11	35.36	35.23	34.96	35.02
2550	29:19.75	2600 29:54.53	2650 30:29.21	2700 31:03.77	2750 31:38.61	2800 32:13.02	2850 32:47.16	2900 33:21.46	2950 33:55.34	3000 34:27.78
	34.89	34.78	34.68	34.56	34.84	34.41	34.14	34.30	33.88	32.44
8	053353676	GARCIA DIAZ FRANCISCO JOSE	1995	C.N. MAIRENA		34:33.89				
50	30.50	100 1:03.33	150 1:36.43	200 2:09.98	250 2:43.35	300 3:16.96	350 3:50.87	400 4:24.64	450 4:58.52	500 5:32.49
	30.50	32.83	33.10	33.55	33.37	33.61	33.91	33.77	33.88	33.97
550	6:06.58	600 6:40.73	650 7:14.80	700 7:49.20	750 8:23.53	800 8:58.24	850 9:32.97	900 10:07.63	950 10:42.41	1000 11:17.36
	34.09	34.15	34.07	34.40	34.33	34.71	34.73	34.66	34.78	34.95
1050	11:52.14	1100 12:26.97	1150 13:01.83	1200 13:36.87	1250 14:11.82	1300 14:46.80	1350 15:21.98	1400 15:57.17	1450 16:32.54	1500 17:07.51
	34.78	34.83	34.86	35.04	34.95	34.98	35.18	35.19	35.37	34.97
1550	17:42.59	1600 18:17.32	1650 18:51.91	1700 19:26.78	1750 20:01.65	1800 20:36.69	1850 21:11.62	1900 21:46.83	1950 22:21.88	2000 22:57.08
	35.08	34.73	34.59	34.87	34.87	35.04	34.93	35.21	35.05	35.20
2050	23:32.23	2100 24:07.07	2150 24:42.08	2200 25:17.11	2250 25:52.03	2300 26:27.01	2350 27:02.19	2400 27:37.20	2450 28:12.17	2500 28:47.23
	35.15	34.84	35.01	35.03	34.92	34.98	35.18	35.01	34.97	35.06
2550	29:21.78	2600 29:56.91	2650 30:31.62	2700 31:06.63	2750 31:41.91	2800 32:16.89	2850 32:51.83	2900 33:26.66	2950 34:01.15	3000 34:33.89
	34.55	35.13	34.71	35.01	35.28	34.98	34.94	34.83	34.49	32.74
9	044667695	RAMOS ALARCON JAVIER	1995	RCMEDIT		35:21.81				
50	30.71	100 1:03.52	150 1:37.08	200 2:10.84	250 2:44.60	300 3:18.48	350 3:52.44	400 4:26.80	450 5:01.21	500 5:35.44
	30.71	32.81	33.56	33.76	33.76	33.88	33.96	34.36	34.41	34.23
550	6:10.05	600 6:44.70	650 7:19.58	700 7:54.49	750 8:29.32	800 9:04.29	850 9:39.08	900 10:13.78	950 10:48.91	1000 11:24.31
	34.61	34.65	34.88	34.91	34.83	34.97	34.79	34.70	35.13	35.40
1050	11:59.50	1100 12:34.81	1150 13:10.47	1200 13:46.00	1250 14:21.68	1300 14:57.44	1350 15:33.29	1400 16:09.37	1450 16:45.09	1500 17:20.85
	35.19	35.31	35.66	35.53	35.68	35.76	35.85	36.08	35.72	35.76
1550	17:56.80	1600 18:32.59	1650 19:08.36	1700 19:44.08	1750 20:20.22	1800 20:56.06	1850 21:32.25	1900 22:07.99	1950 22:43.67	2000 23:19.70
	35.95	35.79	35.77	35.72	36.14	35.84	36.19	35.74	35.68	36.03
2050	23:55.41	2100 24:31.46	2150 25:07.73	2200 25:44.06	2250 26:20.56	2300 26:56.78	2350 27:33.00	2400 28:09.39	2450 28:45.75	2500 29:22.08
	35.71	36.05	36.27	36.33	36.50	36.22	36.22	36.39	36.36	36.33
2550	29:58.08	2600 30:34.36	2650 31:10.67	2700 31:46.96	2750 32:23.29	2800 32:59.47	2850 33:35.94	2900 34:11.66	2950 34:46.98	3000 35:21.81
	36.00	36.28	36.31	36.29	36.33	36.18	36.47	35.72	35.32	34.83

 RT: RETIRADO DES: DESCALIFICADO
 NP: NO PRESENTADO BAJ: BAJA


SW.RESULTADOS_PRUEBA.3-30 Información correcta a 17:39:16 22/12/2012

3 / 4


 Sistemas de Información, MSL Software - www.msl.es


FASE TERRITORIAL DE LARGA DISTANCIA, 22/12/2012
ANTEQUERA

Datos técnicos: Piscina de 25 m., Cronometraje Electrónico

22/12/2012

RK	Licencia	Nombre	Año	Club	T.R.	Resultado				
10	044667469	RODRIGUEZ-VILLASONTE FERN G.	1996	RCMEDIT		36:26.93				
50	30.23 30.23	100 1:04.41 34.18	150 1:39.86 35.45	200 2:15.97 36.11	250 2:51.83 35.86	300 3:27.81 35.98	350 4:04.33 36.52	400 4:40.29 35.96	450 5:16.50 36.21	500 5:52.70 36.20
550	6:29.06 36.36	600 7:05.13 36.07	650 7:41.97 36.84	700 8:18.57 36.60	750 8:55.23 36.66	800 9:31.98 36.75	850 10:07.67 35.69	900 10:42.76 35.09	950 11:19.39 36.63	1000 11:55.83 36.44
1050	12:32.41 36.58	1100 13:08.54 36.13	1150 13:45.10 36.56	1200 14:21.91 36.81	1250 14:58.76 36.85	1300 15:34.88 36.12	1350 16:11.83 36.95	1400 16:48.50 36.67	1450 17:25.64 37.14	1500 18:03.13 37.49
1550	18:39.72 36.59	1600 19:16.59 36.87	1650 19:53.37 36.78	1700 20:29.19 35.82	1750 21:05.32 36.13	1800 21:41.37 36.05	1850 22:17.28 35.91	1900 22:53.42 36.14	1950 23:29.85 36.43	2000 24:06.72 36.87
2050	24:43.22 36.50	2100 25:19.87 36.65	2150 25:57.31 37.44	2200 26:33.66 36.35	2250 27:10.64 36.98	2300 27:46.93 36.29	2350 28:23.94 37.01	2400 29:01.15 37.21	2450 29:37.77 36.62	2500 30:15.42 37.65
2550	30:52.53 37.11	2600 31:29.70 37.17	2650 32:07.52 37.82	2700 32:45.25 37.73	2750 33:22.98 37.73	2800 34:00.08 37.10	2850 34:38.21 38.13	2900 35:15.22 37.01	2950 35:51.32 36.10	3000 36:26.93 35.61
11	077376138	CUMBRERAS GARCIA RAFAEL	1996	CN.JAEN		40:57.26				
50	34.63 34.63	100 1:12.88 38.25	150 1:52.62 39.74	200 2:32.76 40.14	250 3:12.97 40.21	300 3:53.54 40.57	350 4:34.54 41.00	400 5:15.48 40.94	450 5:55.73 40.25	500 6:37.33 41.60
550	7:18.05 40.72	600 7:59.38 41.33	650 8:40.29 40.91	700 9:21.53 41.24	750 10:02.86 41.33	800 10:43.81 40.95	850 11:25.54 41.73	900 12:06.84 41.30	950 12:48.43 41.59	1000 13:30.07 41.64
1050	14:12.17 42.10	1100 14:53.86 41.69	1150 15:35.78 41.92	1200 16:17.13 41.35	1250 16:58.56 41.43	1300 17:40.10 41.54	1350 18:21.56 41.46	1400 19:03.26 41.70	1450 19:45.72 42.46	1500 20:27.05 41.33
1550	21:08.31 41.26	1600 21:49.71 41.40	1650 22:31.33 41.62	1700 23:13.50 42.17	1750 23:54.86 41.36	1800 24:36.43 41.57	1850 25:17.52 41.09	1900 25:56.80 39.28	1950 26:37.38 40.58	2000 27:18.46 41.08
2050	27:59.47 41.01	2100 28:41.00 41.53	2150 29:22.92 41.92	2200 30:04.54 41.62	2250 30:46.38 41.84	2300 31:27.77 41.39	2350 32:09.45 41.68	2400 32:51.18 41.73	2450 33:31.96 40.78	2500 34:13.38 41.42
2550	34:54.02 40.64	2600 35:33.95 39.93	2650 36:14.74 40.79	2700 36:55.25 40.51	2750 37:36.32 41.07	2800 38:17.03 40.71	2850 38:57.39 40.36	2900 39:37.85 40.46	2950 40:18.07 40.22	3000 40:57.26 39.19
	049120606	PULIDO GARCIA JESUS	1994	UTRERA		BAJ				
	048993899	HERRERA RUIZ MARIO	1996	UTRERA		BAJ				

 RT: RETIRADO DES: DESCALIFICADO
 NP: NO PRESENTADO BAJ: BAJA

MSLSW.RESULTADOS_PRUEBA.3-30 Información correcta a 17:39:16 22/12/2012

4 / 4

SPORTEC Sistemas de Información, MSL Software - www.msl.es



RK	Licencia	Nombre	Año	Club	T.R.	Resultado				
1	075169454	OROZCO DE PARAMOS ESTELA	1992	NAZARI		35:17.97				
50	31.98	1:05.66	1:39.94	2:14.90	2:49.32	3:23.92	3:58.21	4:32.94	5:07.76	5:42.77
550	6:17.71	6:52.73	7:27.59	8:02.53	8:37.53	9:12.79	9:47.98	10:23.44	10:58.85	11:34.02
1050	12:09.28	12:44.39	13:19.61	13:54.73	14:29.60	15:04.82	15:40.05	16:14.79	16:50.35	17:25.33
1550	18:00.63	18:35.94	19:11.45	19:46.97	20:22.12	20:57.60	21:33.10	22:08.78	22:44.29	23:20.40
2050	23:55.87	24:31.47	25:07.27	25:42.93	26:18.47	26:54.15	27:29.94	28:06.36	28:41.99	29:18.21
2550	29:54.38	30:30.20	31:05.97	31:42.12	32:18.39	32:54.63	33:30.48	34:06.47	34:42.72	35:17.97
2	053770425	CHAVES MATELLANES ANGELA	1995	SEVILLA		35:29.87				
50	32.35	1:06.73	1:41.43	2:16.07	2:50.85	3:25.59	4:00.43	4:35.42	5:10.44	5:45.38
550	6:20.36	6:55.29	7:30.15	8:05.34	8:40.46	9:15.73	9:51.04	10:26.15	11:01.51	11:37.00
1050	12:12.32	12:47.60	13:22.91	13:58.59	14:34.36	15:09.98	15:45.69	16:21.75	16:57.37	17:33.03
1550	18:08.74	18:44.56	19:20.40	19:56.05	20:31.72	21:07.50	21:43.01	22:18.51	22:54.35	23:30.41
2050	24:06.06	24:42.49	25:18.41	25:54.61	26:30.66	27:06.96	27:43.02	28:19.08	28:55.23	29:31.34
2550	30:07.17	30:43.27	31:19.23	31:55.11	32:31.34	33:07.25	33:43.41	34:19.72	34:55.47	35:29.87
3	076441887	HERNANDEZ GARCIA BLANCA	1993	NATCHUR		36:26.15				
50	32.96	1:07.96	1:43.31	2:18.82	2:54.39	3:29.58	4:04.58	4:39.94	5:15.13	5:50.04
550	6:25.08	7:00.65	7:36.09	8:11.92	8:48.17	9:25.39	10:02.69	10:39.84	11:16.26	11:53.10
1050	12:29.74	13:06.64	13:43.14	14:20.24	14:57.46	15:34.44	16:11.67	16:48.71	17:25.47	18:02.27
1550	18:38.70	19:15.16	19:51.60	20:28.37	21:04.88	21:41.84	22:18.94	22:56.33	23:33.74	24:10.69
2050	24:47.34	25:24.15	26:00.95	26:38.09	27:15.20	27:51.91	28:29.31	29:07.03	29:44.99	30:22.74
2550	30:59.41	31:36.44	32:13.57	32:50.32	33:26.87	34:03.15	34:39.10	35:15.25	35:51.70	36:26.15

 RT: RETIRADO
 NP: NO PRESENTADO

 DES: DESCALIFICADO
 BAJ: BAJA



FASE TERRITORIAL DE LARGA DISTANCIA, 22/12/2012
ANTEQUERA

Datos técnicos: Piscina de 25 m., Cronometraje Electrónico


22/12/2012

RK	Licencia	Nombre	Año	Club	T.R.	Resultado				
4	077139650	MARTINEZ GARZON LUCIA	1995	NATCHUR		36:52.31				
50	33.18 33.18	100 1:08.59 35.41	150 1:44.05 35.46	200 2:19.70 35.65	250 2:55.29 35.59	300 3:30.84 35.55	350 4:06.44 35.60	400 4:42.31 35.87	450 5:18.11 35.80	500 5:54.42 36.31
550	6:30.77 36.35	600 7:07.19 36.42	650 7:43.74 36.55	700 8:20.42 36.68	750 8:57.10 36.68	800 9:33.76 36.66	850 10:10.34 36.58	900 10:47.08 36.74	950 11:23.89 36.81	1000 12:01.09 37.20
1050	12:38.07 36.98	1100 13:15.06 36.99	1150 13:52.13 37.07	1200 14:29.45 37.32	1250 15:06.90 37.45	1300 15:44.97 38.07	1350 16:22.24 37.27	1400 16:59.73 37.49	1450 17:37.12 37.39	1500 18:14.36 37.24
1550	18:51.85 37.49	1600 19:29.42 37.57	1650 20:06.39 36.97	1700 20:43.87 37.48	1750 21:21.45 37.58	1800 21:59.12 37.67	1850 22:36.26 37.14	1900 23:13.68 37.42	1950 23:51.00 37.32	2000 24:28.46 37.46
2050	25:05.57 37.11	2100 25:43.08 37.51	2150 26:20.39 37.31	2200 26:57.48 37.09	2250 27:34.93 37.45	2300 28:12.00 37.07	2350 28:49.13 37.13	2400 29:26.93 37.80	2450 30:04.05 37.12	2500 30:41.17 37.12
2550	31:18.35 37.18	2600 31:55.14 36.79	2650 32:31.71 36.57	2700 33:08.92 37.21	2750 33:46.94 38.02	2800 34:24.54 37.60	2850 35:01.11 36.57	2900 35:38.41 37.30	2950 36:15.75 37.34	3000 36:52.31 36.56
5	020090180	BENITEZ RODRIGUEZ MARTA	1995	C.N. ALCALA		37:30.06				
50	32.30 32.30	100 1:07.65 35.35	150 1:44.34 36.69	200 2:21.08 36.74	250 2:57.75 36.67	300 3:34.66 36.91	350 4:11.68 37.02	400 4:49.17 37.49	450 5:26.48 37.31	500 6:04.02 37.54
550	6:41.15 37.13	600 7:18.09 36.94	650 7:55.16 37.07	700 8:32.44 37.28	750 9:09.84 37.40	800 9:46.55 36.71	850 10:23.44 36.89	900 11:00.50 37.06	950 11:37.91 37.41	1000 12:15.56 37.65
1050	12:53.35 37.79	1100 13:31.32 37.97	1150 14:08.95 37.63	1200 14:46.76 37.81	1250 15:24.35 37.59	1300 16:02.07 37.72	1350 16:39.66 37.59	1400 17:17.68 38.02	1450 17:56.18 38.50	1500 18:34.52 38.34
1550	19:12.07 37.55	1600 19:50.18 38.11	1650 20:28.51 38.33	1700 21:06.33 37.82	1750 21:43.77 37.44	1800 22:21.87 38.10	1850 23:00.01 38.14	1900 23:37.36 37.35	1950 24:15.24 37.88	2000 24:53.06 37.82
2050	25:31.29 38.23	2100 26:09.52 38.23	2150 26:48.06 38.54	2200 27:26.82 38.76	2250 28:05.42 38.60	2300 28:43.62 38.20	2350 29:21.51 37.89	2400 29:59.77 38.26	2450 30:37.72 37.95	2500 31:16.11 38.39
2550	31:54.10 37.99	2600 32:31.42 37.32	2650 33:09.63 38.21	2700 33:47.48 37.85	2750 34:25.25 37.77	2800 35:02.41 37.16	2850 35:40.11 37.70	2900 36:17.66 37.55	2950 36:54.38 36.72	3000 37:30.06 35.68
6	028839477	GARCIA GUERRERO ROSA BELEN	1990	C.N. MAIRENA		37:37.71				
50	34.89 34.89	100 1:12.02 37.13	150 1:48.60 36.58	200 2:25.43 36.83	250 3:02.07 36.64	300 3:39.08 37.01	350 4:15.97 36.89	400 4:52.86 36.89	450 5:29.88 37.02	500 6:06.67 36.79
550	6:43.65 36.98	600 7:20.40 36.75	650 7:57.67 37.27	700 8:34.60 36.93	750 9:11.74 37.14	800 9:49.01 37.27	850 10:26.25 37.24	900 11:03.66 37.41	950 11:40.97 37.31	1000 12:18.31 37.34
1050	12:56.10 37.79	1100 13:33.72 37.62	1150 14:10.67 36.95	1200 14:48.22 37.55	1250 15:25.82 37.60	1300 16:03.66 37.84	1350 16:40.97 37.31	1400 17:18.60 37.63	1450 17:56.55 37.95	1500 18:34.62 38.07
1550	19:12.16 37.54	1600 19:50.05 37.89	1650 20:27.99 37.94	1700 21:05.97 37.98	1750 21:44.04 38.07	1800 22:22.12 38.08	1850 22:59.98 37.86	1900 23:37.88 37.90	1950 24:16.04 38.16	2000 24:53.90 37.86
2050	25:31.78 37.88	2100 26:09.72 37.94	2150 26:48.88 39.16	2200 27:28.15 39.27	2250 28:05.40 37.25	2300 28:42.93 37.53	2350 29:21.14 38.21	2400 29:59.66 38.52	2450 30:37.81 38.15	2500 31:15.70 37.89
2550	31:53.71 38.01	2600 32:31.65 37.94	2650 33:09.79 38.14	2700 33:47.29 37.50	2750 34:25.47 38.18	2800 35:05.24 39.77	2850 35:43.99 38.75	2900 36:22.66 38.67	2950 37:01.21 38.55	3000 37:37.71 36.50

 RT: RETIRADO DES: DESCALIFICADO
 NP: NO PRESENTADO BAJ: BAJA


SW.RESULTADOS_PRUEBA.4-30 Información correcta a 17:39:50 22/12/2012

2 / 4


 Sistemas de Información, MSL Software - www.msl.es



FASE TERRITORIAL DE LARGA DISTANCIA, 22/12/2012
ANTEQUERA

Datos técnicos: Piscina de 25 m., Cronometraje Electrónico


22/12/2012

RK	Licencia	Nombre	Año	Club	T.R.	Resultado				
7	077187514	RUIZ VILLAESPESA ESTHER	1996	RCMEDIT		38:24.48				
50	33.11 33.11	100 1:08.37 35.26	150 1:43.83 35.46	200 2:19.30 35.47	250 2:55.48 36.18	300 3:31.43 35.95	350 4:08.33 36.90	400 4:45.12 36.79	450 5:22.57 37.45	500 6:00.38 37.81
550	6:37.87 37.49	600 7:15.25 37.38	650 7:53.13 37.88	700 8:30.70 37.57	750 9:08.78 38.08	800 9:46.46 37.68	850 10:24.29 37.83	900 11:01.87 37.58	950 11:39.36 37.49	1000 12:17.38 38.02
1050	12:55.56 38.18	1100 13:33.96 38.40	1150 14:12.68 38.72	1200 14:51.20 38.52	1250 15:28.87 37.67	1300 16:06.02 37.15	1350 16:44.85 38.83	1400 17:22.52 37.67	1450 18:00.15 37.63	1500 18:38.15 38.00
1550	19:15.39 37.24	1600 19:53.66 38.27	1650 20:32.87 39.21	1700 21:10.41 37.54	1750 21:48.99 38.58	1800 22:28.28 39.29	1850 23:07.01 38.73	1900 23:45.78 38.77	1950 24:24.11 38.33	2000 25:03.02 38.91
2050	25:41.97 38.95	2100 26:21.05 39.08	2150 27:00.66 39.61	2200 27:40.48 39.82	2250 28:20.24 39.76	2300 29:00.92 40.68	2350 29:41.07 40.15	2400 30:21.43 40.36	2450 31:02.00 40.57	2500 31:42.94 40.94
2550	32:23.42 40.48	2600 33:03.62 40.20	2650 33:44.29 40.67	2700 34:25.04 40.75	2750 35:05.18 40.14	2800 35:45.94 40.76	2850 36:26.16 40.22	2900 37:06.25 40.09	2950 37:45.34 39.09	3000 38:24.48 39.14
8	075931980	SANCHEZ JEREZ ANA	1996	UNIVGRA		39:27.72				
50	35.23 35.23	100 1:13.68 38.45	150 1:53.14 39.46	200 2:32.01 38.87	250 3:10.94 38.93	300 3:50.38 39.44	350 4:29.51 39.13	400 5:09.18 39.67	450 5:48.61 39.43	500 6:27.54 38.93
550	7:06.75 39.21	600 7:45.85 39.10	650 8:21.39 35.54	700 9:03.96 42.57	750 9:43.26 39.30	800 10:22.45 39.19	850 11:01.24 38.79	900 11:39.82 38.58	950 12:19.12 39.30	1000 12:58.46 39.34
1050	13:37.95 39.49	1100 14:17.70 39.75	1150 14:57.37 39.67	1200 15:36.75 39.38	1250 16:16.35 39.60	1300 16:56.16 39.81	1350 17:35.61 39.45	1400 18:15.45 39.84	1450 18:55.09 39.64	1500 19:34.31 39.22
1550	20:14.27 39.96	1600 20:54.27 40.00	1650 21:33.96 39.69	1700 22:13.88 39.92	1750 22:53.78 39.90	1800 23:33.86 40.08	1850 24:13.79 39.93	1900 24:53.56 39.77	1950 25:33.23 39.67	2000 26:13.34 40.11
2050	26:53.68 40.34	2100 27:33.50 39.82	2150 28:13.50 40.00	2200 28:53.90 40.40	2250 29:33.82 39.92	2300 30:13.51 39.69	2350 30:54.03 40.52	2400 31:34.43 40.40	2450 32:14.88 40.45	2500 32:55.52 40.64
2550	33:35.33 39.81	2600 34:14.96 39.63	2650 34:54.38 39.42	2700 35:34.24 39.86	2750 36:13.92 39.68	2800 36:53.31 39.39	2850 37:32.14 38.83	2900 38:11.47 39.33	2950 38:50.01 38.54	3000 39:27.72 37.71
9	077373942	SANCHEZ DE CASTRO WENCESLAA	1996	CN.JAEN		40:25.90				
50	35.67 35.67	100 1:14.74 39.07	150 1:53.70 38.96	200 2:33.21 39.51	250 3:12.99 39.78	300 3:52.78 39.79	350 4:32.63 39.85	400 5:12.55 39.92	450 5:52.78 40.23	500 6:33.26 40.48
550	7:13.36 40.10	600 7:53.83 40.47	650 8:34.30 40.47	700 9:15.08 40.78	750 9:56.16 41.08	800 10:36.82 40.66	850 11:17.51 40.69	900 11:58.24 40.73	950 12:38.74 40.50	1000 13:19.62 40.88
1050	14:00.78 41.16	1100 14:41.32 40.54	1150 15:22.11 40.79	1200 16:02.75 40.64	1250 16:43.63 40.88	1300 17:24.04 40.41	1350 18:04.87 40.83	1400 18:45.74 40.87	1450 19:26.45 40.71	1500 20:07.67 41.22
1550	20:48.64 40.97	1600 21:29.19 40.55	1650 22:09.84 40.65	1700 22:50.43 40.59	1750 23:30.64 40.21	1800 24:11.15 40.51	1850 24:52.33 41.18	1900 25:33.54 41.21	1950 26:14.63 41.09	2000 26:55.63 41.00
2050	27:36.61 40.98	2100 28:17.67 41.06	2150 28:59.28 41.61	2200 29:40.67 41.39	2250 30:21.39 40.72	2300 31:02.67 41.28	2350 31:43.71 41.04	2400 32:24.86 41.15	2450 33:05.94 41.08	2500 33:46.87 40.93
2550	34:27.35 40.48	2600 35:08.00 40.65	2650 35:47.86 39.86	2700 36:28.40 40.54	2750 37:08.62 40.22	2800 37:48.58 39.96	2850 38:28.39 39.81	2900 39:07.87 39.48	2950 39:47.86 39.99	3000 40:25.90 38.04

 RT: RETIRADO DES: DESCALIFICADO
 NP: NO PRESENTADO BAJ: BAJA


SW.RESULTADOS_PRUEBA.4-30 Información correcta a 17:39:50 22/12/2012

3 / 4


 Sistemas de Información, MSL Software - www.msl.es


FASE TERRITORIAL DE LARGA DISTANCIA, 22/12/2012
ANTEQUERA

Datos técnicos: Piscina de 25 m., Cronometraje Electrónico

22/12/2012

RK	Licencia	Nombre	Año	Club	T.R.	Resultado					
10	076656070	ROMAN GARCIA AHINOVA	1996	NATCHUR		41:09.22					
50	35.31 35.31	100 1:13.86 38.55	150 1:53.79 39.93	200 2:33.16 39.37	250 3:13.02 39.86	300 3:52.60 39.58	350 4:32.64 40.04	400 5:12.86 40.22	450 5:53.49 40.63	500 6:33.94 40.45	
550	7:14.24 40.30	600 7:54.78 40.54	650 8:35.75 40.97	700 9:16.53 40.78	750 9:57.02 40.49	800 10:37.88 40.86	850 11:18.59 40.71	900 11:59.44 40.85	950 12:40.40 40.96	1000 13:21.56 41.16	
1050	14:01.97 40.41	1100 14:42.78 40.81	1150 15:23.82 41.04	1200 16:05.02 41.20	1250 16:46.19 41.17	1300 17:27.50 41.31	1350 18:08.78 41.28	1400 18:50.60 41.82	1450 19:32.42 41.82	1500 20:13.95 41.53	
1550	20:55.28 41.33	1600 21:36.92 41.64	1650 22:18.96 42.04	1700 23:00.90 41.94	1750 23:42.78 41.88	1800 24:24.78 42.00	1850 25:07.26 42.48	1900 25:49.04 41.78	1950 26:31.18 42.14	2000 27:13.28 42.10	
2050	27:55.17 41.89	2100 28:37.38 42.21	2150 29:19.53 42.15	2200 30:01.74 42.21	2250 30:43.96 42.22	2300 31:26.06 42.10	2350 32:08.66 42.60	2400 32:50.85 42.19	2450 33:33.04 42.19	2500 34:15.47 42.43	
2550	34:57.63 42.16	2600 35:39.74 42.11	2650 36:21.37 41.63	2700 37:03.73 42.36	2750 37:45.45 41.72	2800 38:26.65 41.20	2850 39:07.79 41.14	2900 39:48.83 41.04	2950 40:29.41 40.58	3000 41:09.22 39.81	
	044652608	GARCIA MAURI CRISTINA	1995	RCMEDIT							BAJ

 RT: RETIRADO
 NP: NO PRESENTADO

 DES: DESCALIFICADO
 BAJ: BAJA


Club	Hombres	Mujeres	Total
00043 C.N.CERRADO CALDERON	2	0	2
00088 C.N.MAIRENA ALJARAFE	6	6	12
00110 R.C. MEDITERRANEO	5	4	9
00125 C.N. SEVILLA	0	1	1
00316 C. NAUTICO SEVILLA	1	0	1
00393 C.N. JAEN	1	1	2
00563 C.N. ALCALA	1	2	3
00602 C.D.U. GRANADA	1	1	2
00746 NAVIAL	1	0	1
01035 C.N. CHURRIANA	7	4	11
01299 C.N. NAZARI	0	1	1
01323 C.N. UTRERA	3	0	3
01380 C.D.CORDOBA SWIMMING CLUB	1	1	2
13	29	21	50

